


PRODUCT PHOTOS

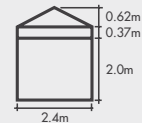


HEAVY WEIGHT FRAME

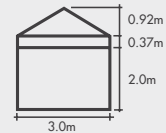
ITEM	SPECIFICATION							
Size	2.4x2.4	3x3m	3x4.5m	3x6m	4x4m	4x6m	4x8m	
Height	2.99m	3.29m	3.29m	3.29m	3.73m	3.73m	3.73m	
Clearance	2m							
Frame Box Dimensions	163x34x33	163x34x33	163x46x33	163x58x33	203x34x33	208x46x33	208x57x33	
Frame Weight	30kg	33kg	43kg	56kg	35kg	51kg	69kg	
Roof Canopy Weight	POLY PVC	4kg 7kg	6kg 10kg	8.5kg 14kg	10kg 17kg	9.5kg 15kg	13kg 22kg	16kg 29kg
Main Profile	57 x 50 x 2mm (Hexagonal)							
Truss Bars	36 x 18mm							
Material	Reinforced Aluminium							
Framework	6005/T6							
Pull Ring System	Yes							
Roof Tension	Spring							
Fabric	500D PVC Coated Polyester 580GSM PVC							
Nuts & Bolts	Stainless Steel							
Connectors	Extruded Aluminium							
Feet	Galvanised Steel /Aluminium OR Wheels							
Marquee Includes	Tie Down Ropes, Steel Pins & Protective Cover							
Warranty	10 Year							

TECHNICAL DIAGRAMS

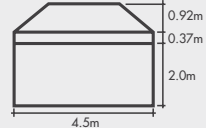
Type:
2.4 x 2.4 m



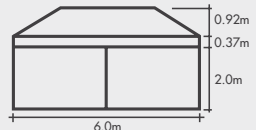
Type:
3.0 x 3.0 m



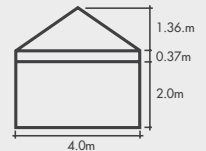
Type:
3.0 x 4.5 m



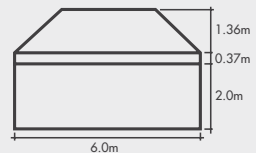
Type:
3.0 x 6.0 m



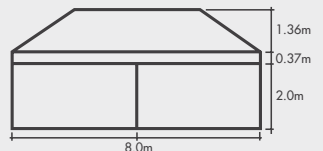
Type:
4.0 x 4.0 m




Type:
4.0 x 6.0 m



Type:
4.0 x 8.0 m



AVAILABLE COLOURS



ADDITIONAL FEATURES

The Extreme Tectonic Range has been developed for extreme conditions. Built with 57mm hexagonal T5 6005 legs, oversized truss bars and extruded connectors with advanced synthetic internal sliders the tectonic is the heaviest duty folding marquee on the Australian market. The frame features numerous advancements in technology culminating in smooth seamless functionality. Our patented clip on wheel system is recommended for this range.

ACCESSORIES

Custom Printing, Full Walls, Half Walls, Weights, Steel Pins, Awnings, Gutters and Ceilings.

TECHNICAL DIAGRAMS

Framework Main profile dimensions and use

