



ALPHA

3mx3m / 4mx4m / 5mx5m / 6mx6m

COMMERCIAL INFLATABLE



ITEM	SPECIFICATION			
Size	3x3m	4x4m	5x5m	6x6m
Height	2500mm	2750mm	3450mm	4170mm
Clearance	2100mm	2250mm	2750mm	3300mm
Frame Weight	6.3kg	10.3kg	15.3kg	22.6kg
Roof Weight	2.85kg	3.5kg	5.85kg	7.8kg
Box Dimensions		70x38x38cm	70x38x38cm	90x45x45cm
Frame Profile Diameter	120mm	260mm	330mm	400mm
Max Wind Speed	50mph (80km/h)			
Framework Material	Thermoplastic Polyurethane (TPU) with sleeve			
Frame Colours	Black, Blue, Red and White ●●●○			
Fabric	Plain 500D PVC Coated Polyester			
Plain / Printed	Printed 600D PU Coated Polyester			
Inflatable Includes	Tie Down Ropes, Steel Stakes, Protective Cover, Battery Electric Pump, Water Weights			
Water Weights	15kg	15kg	15kg	30kg

ADDITIONAL INFORMATION

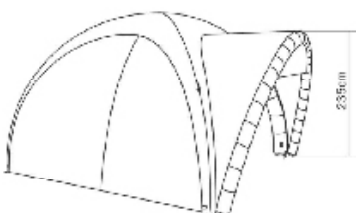
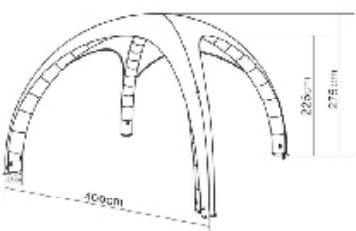
The Alpha is a lightweight, high-pressure inflatable tent with an elegant and striking design. This inflatable shelter is available in a variety of sizes from our compact 3x3m to a massive 6x6m. Setup is quick and easy, and the roof is attached to the inflatable tent frame for an even more convenient setup.

An optional awning can also be added to one or all sides. The legs have additional valves so water can be added to provide ballast / counterweight when used outdoors for events or promotions.

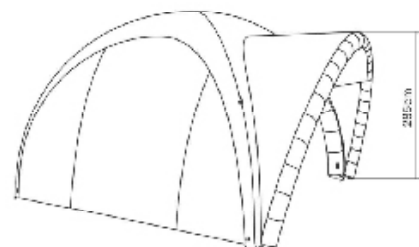
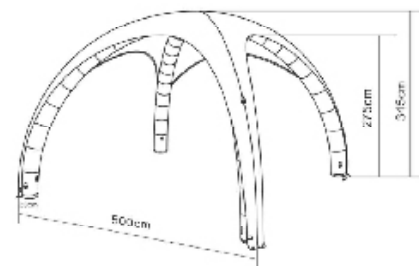


TECHNICAL DIAGRAMS

4m x 4m



5m x 5m



6m x 6m

