



ITEMS	SPECIFICATION					
Size	3x3m	4x4m	5x5m	6x6m	8x8m	10x10m
Eave Height	2.5m	2.5m	2.5m	2.5m	2.6m	2.6m
Ridge Height	4.2m	4.8m	5.2m	5.8m	5.4m	6.4m
Clearance	2m					
Frame Weight	110kg	135kg	160kg	175kg	415kg	550kg
Roof Weight PVC	30kg	35kg	40kg	65kg	95kg	125kg
Main Profile	64.5 x 64.5 x 2.5mm				120 x 68 x 3mm	
Center Pole	62 x 2.5mm				40 x 2.5mm	
Framework Material	Hard pressed extruded aluminium 6061/T6 (13HW)					
Roof Tension	Threaded Rod Tensioner					
Eave Connection	Hot-dip galvanized steel insert					
Fabric	PVC 750-900 GSM					
Max Allowed Windspeed	80km/hr 0.3kn/m2					
Marquee Includes	Steel Pins and Steel Pin Puller					
Manufacturer's Warranty	Frame 10 Year Plain PVC 5 Year / Printed PVC 2 Year / Clear PVC 2 Year					

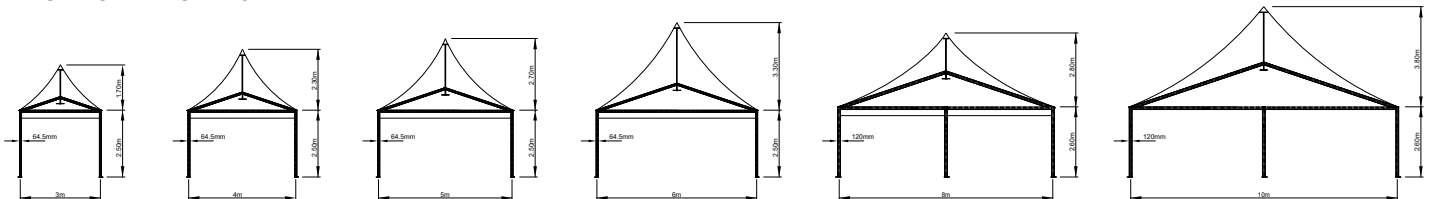
ADDITIONAL INFORMATION

The Extreme Marquees Pinnacle Range is a unique set of pointed marquees, tents which are perfect for outdoor events and can even serve as the perfect venue for an outdoor wedding. This stylish collection of pagoda marquees will add extra class to any outdoor event while offering much needed shade.

The pinnacle marquee come in 9 sizes ranging from 3m to 10m in the square frames and 15m to 20m in the octagonal frames. The frames are made from sturdy aluminium with roof made from 100% PVC fabric. Each tent can be upgraded with a range of accessories designed to improve its style and functionality.

Upgrades include walls and windows walls for the square based and glass walls and doors, PVC window walls, and solid flooring systems for the hexagonal based range.

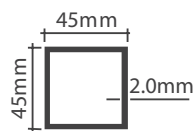
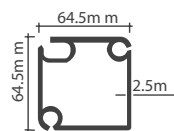
TECHNICAL DIAGRAMS



FRAMEWORK & MAIN PROFILES

SIZE: 3m / 4m / 5m / 6m

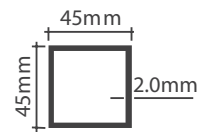
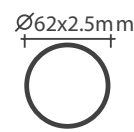
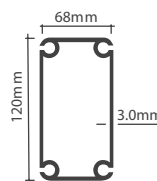
SIZE: 8m / 10m



UPRIGHT SUPPORT
EAVE BEAM
BEVEL BEAM

CENTRE POLE

LEVEL BEAM



UPRIGHT SUPPORT
EAVE BEAM
BEVEL BEAM

CENTRE POLE

LEVEL BEAM